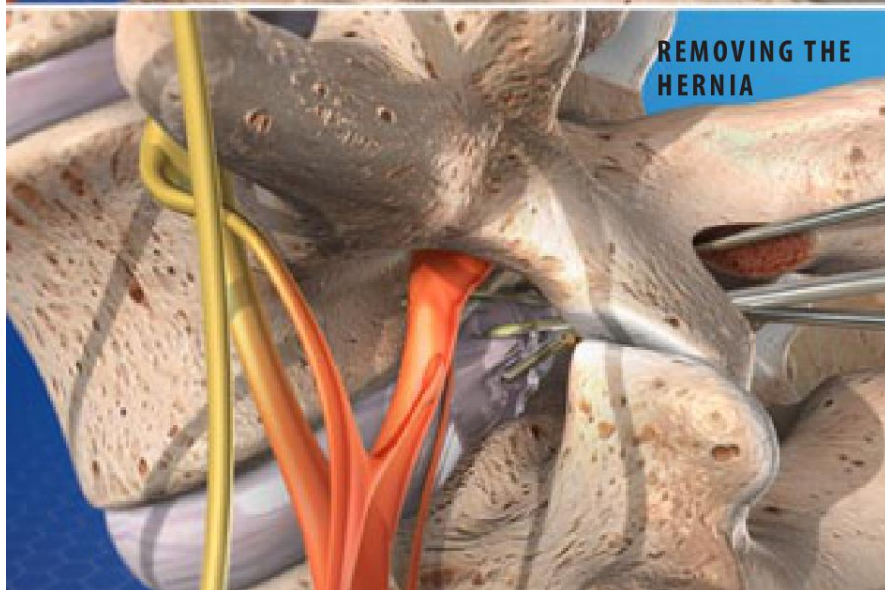
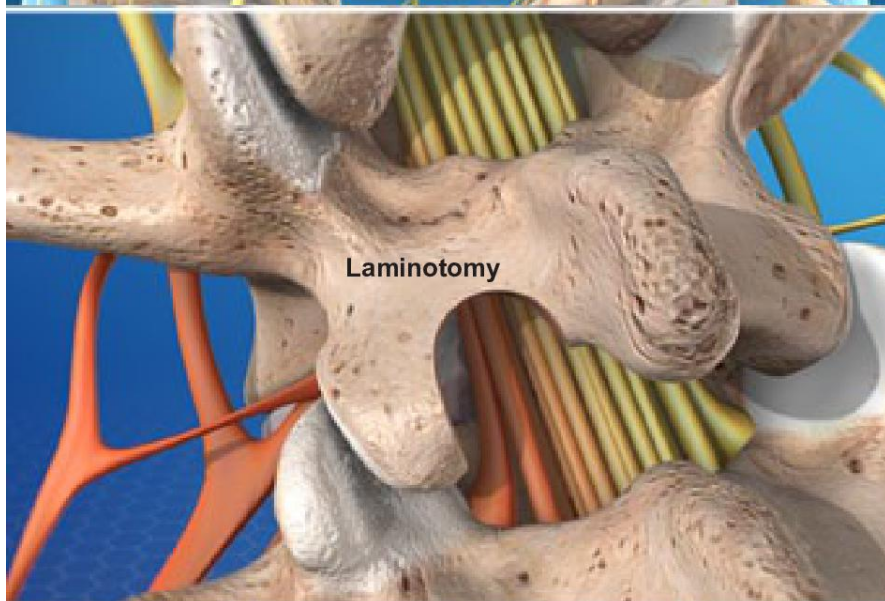
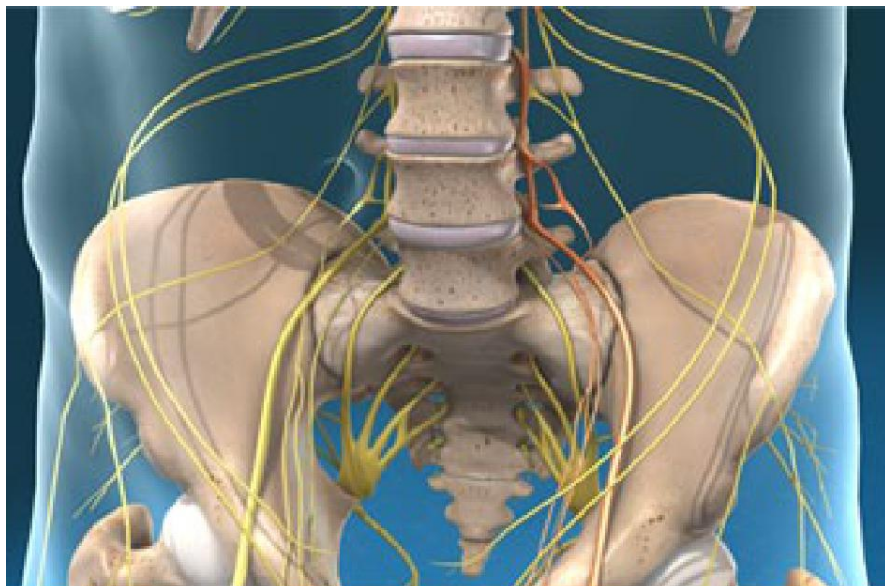




Lumbar Disc Microsurgery



Overview

This minimally-invasive procedure relieves pressure on nerve roots caused by a herniated disc. It can eliminate the pain of sciatica.

Preparation

In preparation for the procedure, you are anesthetized. The surgeon creates a small incision in the skin of your back. The muscles and tissues are pushed aside to allow access to your spine. The surgeon creates a small window in the lamina. This is a portion of vertebral bone that covers your spinal canal. The surgeon places instruments through this window.

Relieving Pressure

The spinal nerves are gently moved aside, and the surgeon clears away the herniated portion of the vertebral disc. This relieves painful pressure on the nerves. The rest of the disc is left in place, where it will continue to cushion the vertebrae.

End of Procedure

When the procedure is complete, the instruments are removed and the incision is closed. Your surgeon will give you specific instructions to help you recover.